

Architects/Roof Consultants

# HICKMAN

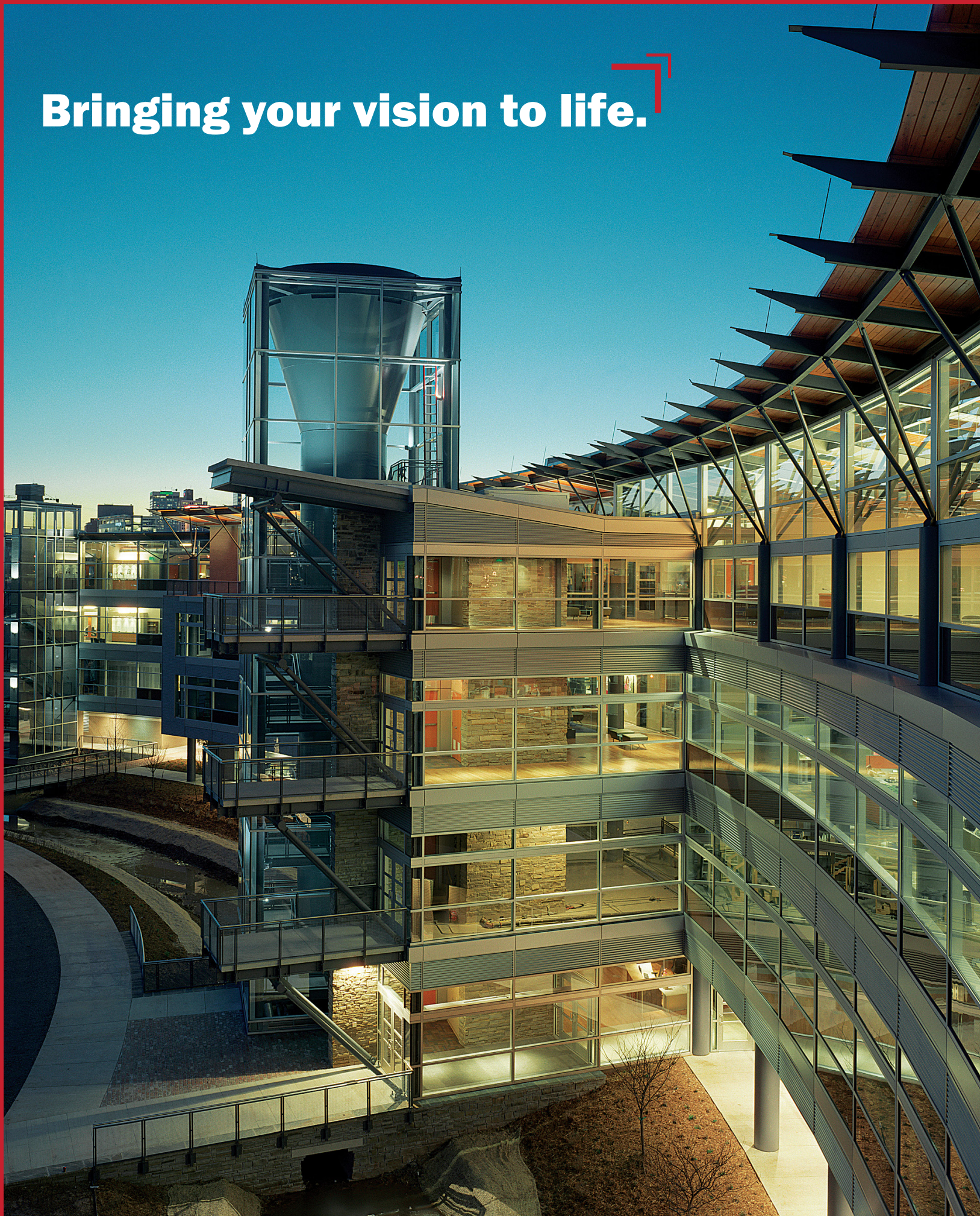
an MTL company

## **PRE-ENGINEERED EDGE METAL SOLUTIONS**

[www.HickmanEdgeSystems.com](http://www.HickmanEdgeSystems.com) | 828-676-1700



**Bringing your vision to life.**







# PROTECTING THE INTEGRITY OF YOUR DESIGN AND ROOF

In any building project, the roof edge is a vital part of the structure that cannot be overlooked. It is the frontline of defense and key component to protecting the building from structural damage in any inclement weather. But you also want to make sure that it matches the aesthetics of your overall design. There are a variety of questions you want to ask yourself when you are selecting the roof edge system.

Will it look the way you want?

Will it fit within your timetable?

Will there be a warranty?

Will it comply with building requirements?

Will it look clean and consistent?

By choosing Hickman—the largest roof edge metal manufacturer in North America—**your answer can be a yes to all of these vital questions.**

Visit [hickmanedgesystems.com](http://hickmanedgesystems.com) for a full list of available products.



**FASCIA | COPING  
WOOD NAILER ALTERNATIVES  
WATER CONTROL | ACCESSORIES**

Our high-quality roof edge systems are tested to meet the strictest building codes, including ANSI/SPRI/FM 4435/ES-1, FM Approval, and Miami-Dade County Approval. Hickman products are also available in an array of colors, materials, designs, and applications that will look great with your design and are backed by some of the strongest warranties in the industry to ensure the safety of your building.

**THE INDUSTRY'S LARGEST  
PORTFOLIO OF TESTED  
ROOFING AND BUILDING  
ENVELOPE SOLUTIONS.**


**Custom Engineered for Aesthetics  
and Functionality**

**Backed by some of the Strongest  
Warranties in the Industry**

**ANSI/SPRI/FM 4435/ES-1 Tested**

**FM Approved for Wind Uplift Protection**

# TERMINEDGE FASCIA PRODUCTS









Hickman's TerminEdge fascia products combine custom engineering and superior performance with an attractive appearance.






The patented design of our extruded aluminum anchor bar on TerminEdge EX, XT, HG, and Canted Fascia, securely terminates the membrane—providing protection superior to any other shop-fabricated roof edge.

Simplify your projects with the high quality, economical prices, and quick-to-ship convenience you will get with our TerminEdge and TerminEdge One fascia products.






## TERMINEDGE FASCIA ADVANTAGES

- Includes manufacturer's wind warranty
- ANSI/SPRI/FM 4435/ES-1 tested
- FM approved for wind uplift protection
- Miami-Dade County approved to comply with the "High Velocity Hurricane Zone of the Florida Building Code"
- Reusable/recyclable materials
- Multiple colors, materials, and sizes available

PRODUCT LINE	 <b>EX</b>	 <b>EX MB</b>	 <b>XT</b>	 <b>XT MB</b>	 <b>HG</b>	 <b>HG MB</b>
VERSIONS	<ul style="list-style-type: none"> <li>• Single-Ply</li> <li>• Single-Ply With Butyl Strip</li> </ul>	Built-up or Modified	Single-Ply	Built-up or Modified	<ul style="list-style-type: none"> <li>• Single-Ply</li> <li>• Single-Ply With Butyl Strip</li> </ul>	Built-up or Modified
COVER MATERIALS	24 ga., 22 ga. .040"	24 ga., 22 ga. .040"	22 ga. .050", .063"	22 ga. .050", .063"	24 ga., 22 ga. .040", .050", .063"	24 ga., 22 ga. .040", .050", .063"
WIND WARRANTY	Lifetime, 215 MPH	Lifetime, 215 MPH	Lifetime, 215 MPH	Lifetime, 215 MPH	Lifetime, 215 MPH	Lifetime, 215 MPH
ANSI/SPRI/FM 4435/ES-1	<b>X</b>	<b>X</b>	<b>X</b>	<b>X</b>	<b>X</b>	<b>X</b>
FM APPROVED	<b>X</b>	<b>X</b>	<b>X</b>	<b>X</b>	<b>X</b>	<b>X</b>
MIAMI-DADE COUNTY	<b>X</b>	<b>X</b>	<b>X</b>	<b>X</b>	<b>X</b>	<b>X</b>

PRODUCT LINE	 <b>CANTED EX WD</b>	 <b>CANTED EX</b>	 <b>CANTED XT WD</b>	 <b>CANTED XT</b>	 <b>DRIP EDGE EX</b>
VERSIONS	Galvanized Waterdam	Existing Beveled Wood Nailor	Galvanized Waterdam	Existing Beveled Wood Nailor	<ul style="list-style-type: none"> <li>• Flat Flange</li> <li>• Pitched Flange</li> </ul>
COVER MATERIALS	24 ga., 22 ga. .040", .050", .063"	24 ga., 22 ga. .040", .050", .063"	22 ga. .050", .063"	22 ga. .050", .063"	24 ga., 22 ga. .040"
WIND WARRANTY	Lifetime, 215 MPH	Lifetime, 215 MPH	Lifetime, 215 MPH	Lifetime, 215 MPH	Lifetime, 215 MPH
ANSI/SPRI/FM 4435/ES-1	<b>X</b>		<b>X</b>		<b>X</b>
FM APPROVED	<b>X</b>		<b>X</b>		<b>X</b>
MIAMI-DADE COUNTY	<b>X</b>		<b>X</b>		<b>X</b>

# TERMINEDGE & TERMINEDGE ONE FASCIA PRODUCTS



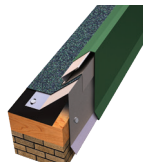
PRODUCT LINE					
	<b>TERMINEDGE</b>	<b>TERMINEDGE ONE</b>	<b>TERMINEDGE ONE MB</b>	<b>TERMINEDGE ONE EXTENDED</b>	<b>TERMINEDGE ONE EXTENDED MB</b>
VERSIONS	Single-Ply	Single-Ply	Built-up or Modified	Single-Ply	Built-up or Modified
COVER MATERIALS	24 ga., 22 ga. .040", .050", .063"	24 ga., 22 ga. .040", .050", .063"	24 ga., 22 ga. .040", .050", .063"	22 ga. .050", .063"	22 ga. .050", .063"
WIND WARRANTY	20 Year, 120 MPH	20 Year, 120 MPH	20 Year, 120 MPH	20 Year, 120 MPH	20 Year, 120 MPH
ANSI/SPRI/FM 4435/ES-1	X	X*	X*	X	X
FM APPROVED	X	X*	X*	X	X
MIAMI-DADE COUNTY	X	X*	X*	X	X



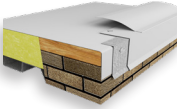
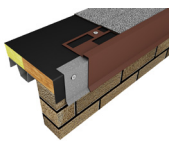

\*Tested in 24 ga. 22 ga. and .040" Only



# OTHER FASCIA PRODUCTS

**Versatile & Economical in a Range of Designs, Colors, & Finishes**

PRODUCT LINE			
	<b>ECONOSNAP</b>	<b>ECONOCRIMP</b>	<b>SAFEGUARD NP</b>
VERSIONS	Single-Ply, Snap-on	Single-Ply, Crimp-on	Built-up or Modified
COVER MATERIALS	24 ga., 22 ga. .040", .050", .063"	24 ga., 22 ga. .040", .050", .063"	24 ga. 22 ga. .040", .050", .063"
WIND WARRANTY	20 Year, 120 MPH	20 Year, 120 MPH	20 Year, 120 MPH
ANSI/SPRI/FM 4435/ES-1	<b>X</b>	<b>X</b>	<b>X</b>
FM APPROVED	<b>X</b>	<b>X</b>	<b>X</b>
MIAMI-DADE COUNTY	<b>X</b>	<b>X</b>	<b>X</b>

PRODUCT LINE					
	<b>DRIP EDGE</b>	<b>PVC/TPO DRIP EDGE</b>	<b>SKIRTED PVC/TPO DRIP EDGE</b>	<b>MBED-B</b>	<b>GRAVEL STOP</b>
VERSIONS	Kynar	PVC or TPO Coated	PVC or TPO Coated with Factory Applied-Flashing	Built-up or Modified	Kynar
COVER MATERIALS	24 ga., 22 ga. .040", .050", .063"	24 ga. with PVC or TPO Coating	24 ga. with PVC or TPO Coating	24 ga., 22 ga. .040", .050", .063"	24 ga., 22 ga. .040", .050", .063"
WIND WARRANTY	10 Year, 90 MPH	10 Year, 90 MPH	10 Year, 90 MPH	10 Year, 90 MPH	10 Year, 90 MPH
ANSI/SPRI/FM 4435/ES-1	<b>X</b>	<b>X</b>	<b>X</b>	<b>X</b>	<b>X</b>
FM APPROVED	<b>X</b>	<b>X</b>	<b>X</b>	<b>X</b>	<b>X</b>
MIAMI-DADE COUNTY	<b>X</b>	<b>X</b>	<b>X</b>	<b>X</b>	<b>X</b>





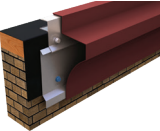
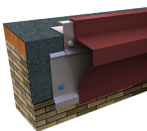


# CREATIVE DESIGN SERIES

## Design-Friendly Roof Edges That Inspire

Developed for the needs of design professionals, our Creative Design Series roof edges allow you to choose from unique designs that are perfect for any commercial building. The Creative Design Series fascia products will inspire your imagination and complement your vision.

### CDS FASCIA ADVANTAGES

- 20 Year, 120 MPH Wind Warranty
- Versions: Bullnose, Cornice, Shadow Line  
(Available in Single-Ply and Built-up or Modified)
- Available in a variety of materials and over 30 colors.


PRODUCT LINE						
	<b>BULLNOSE</b>	<b>BULLNOSE MB</b>	<b>CORNICE</b>	<b>CORNICE MB</b>	<b>SHADOWLINE</b>	<b>SHADOWLINE MB</b>
VERSIONS	Single-Ply	Built-up or Modified	Single-Ply	Built-up or Modified	Single-Ply	Built-up or Modified
COVER MATERIALS	24 ga., .040"	24 ga., .040"	22 ga. .050", .063"	22 ga. .050", .063"	22 ga. .050", .063"	22 ga. .050", .063"
WIND WARRANTY	20 Year, 120 MPH	20 Year, 120 MPH	20 Year, 120 MPH	20 Year, 120 MPH	20 Year, 120 MPH	20 Year, 120 MPH
ANSI/SPRI/FM 4435/ES-1	<b>X</b>	<b>X</b>				

# ELIMINAILER-T & EDGEBOX RI

## Premier Envelope Protection




Hickman’s wood nailer alternative products make using a wood nailer obsolete. The roof perimeter and corners serve as the first line of defense against severe winds, rain, hail, storms, tornados, hurricanes, and much more. If the edge fails, the entire roof system is in jeopardy.

Replacing old wood nailers at the building perimeter with Eliminaailer-T or EdgeBox RI significantly reduces the risk of failure and helps protect the entire roof system from costly damages and blow off.



### WOOD NAILER ALTERNATIVE ADVANTAGES

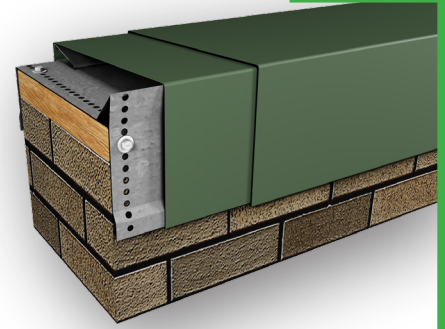
- Lifetime, 215 MPH Wind Warranty
- Made with heavy gauge materials that will not warp, crack, split, rot, or deform
- Continuous insulation to the roof edge
- Non-combustible, made with recyclable and reusable materials

PRODUCT LINE			
	<b>ELIMINAILER-T</b>	<b>ELIMINAILER-T FOR METAL RETROFITS</b>	<b>EDGEBOX RI</b>
VERSIONS	<ul style="list-style-type: none"><li>• 1.5" x 2.5"</li><li>• 1.5" x 5.5"</li><li>• 3" x 2.5"</li><li>• 3" x 5.5"</li><li>• 5.2" x 4"</li><li>• 5.2" x 5.5"</li></ul>	<ul style="list-style-type: none"><li>• 1.5" x 5.5"</li><li>• 3" x 5.5"</li></ul> <p>(Pitched or Non-Pitched)</p>	<ul style="list-style-type: none"><li>• 3.5" Min/16" Max (Width)</li><li>• 1.25" Min/16" Max (Height)</li></ul>
MATERIALS	Heavy Gauge Aluminum	Heavy Gauge Aluminum	20 ga. Galv. Steel (Spines required when over 6")
WIND WARRANTY	Lifetime, 215 MPH	Lifetime, 215 MPH	Lifetime, 215 MPH
ANSI/SPRI/FM 4435/ES-1	X	X	X*
FM APPROVED	X	X	X*
MIAMI-DADE COUNTY	X	X	X*

\* Tested up to 4.5" (Height) and 5.5" (Width)



# PERMASNAP COPING










## Proven Protection and a Perfect Fit

Continuing a tradition of innovative, rigorously tested roof edge systems, PermaSnap coping products are the perfect complement to your building's natural aesthetics. A variety of options, including standard and custom colors as well as anodized finishes, accommodate multiple roof conditions. It's exactly what you need for your building: the right design, the right quality, the right color and finish.


### PERMASNAP ADVANTAGES

- Includes manufacturer's wind warranty
- ANSI/SPRI/FM 4435/ES-1 Tested
- FM and Miami-Dade County Approved
- Factory fabricated, welded, or quicklock miters create a clean appearance
- No exposed fasteners with snap-on design

PRODUCT LINE							
	<b>PERMASNAP PREMIER PLUS</b>	<b>PERMASNAP PLUS</b>	<b>PERMASNAP PREMIER</b>	<b>PERMASNAP</b>	<b>PERMASNAP CANTILEVER</b>	<b>DOUBLE SLOPE</b>	<b>PERMASNAP CONTINUOUS CLEAT</b>
VERSIONS	<ul style="list-style-type: none"> <li>• Tapered</li> <li>• Flat</li> <li>• Existing Slope</li> </ul>	<ul style="list-style-type: none"> <li>• Tapered</li> <li>• Flat</li> <li>• Existing Slope</li> </ul>	<ul style="list-style-type: none"> <li>• Tapered</li> <li>• Flat</li> <li>• Existing Slope</li> </ul>	<ul style="list-style-type: none"> <li>• Tapered</li> <li>• Flat</li> <li>• Existing Slope</li> </ul>	<ul style="list-style-type: none"> <li>• Single</li> <li>• Double</li> </ul>	<ul style="list-style-type: none"> <li>• Tapered</li> <li>• Existing Slope</li> </ul>	<ul style="list-style-type: none"> <li>• Tapered</li> <li>• Flat</li> <li>• Existing Slope</li> </ul>
WIND WARRANTY	Lifetime, 215 MPH	20-Year, 120 MPH	20-Year, 120 MPH	20-Year, 120 MPH	20-Year, 120 MPH	20-Year, 120 MPH	20-Year, 120 MPH
COVER MATERIALS	24 ga., 22 ga. .040", .050", .063"	24 ga., 22 ga. .040", .050", .063"	24 ga., 22 ga. .040", .050", .063"	24 ga., 22 ga. .040", .050", .063"	24 ga., 22 ga. .040", .050", .063"	24 ga., 22 ga. .040", .050", .063"	24 ga., 22 ga. .040", .050", .063"
DESIGN ELEMENTS	16 ga. Clip Flush Face Snap-on	16 ga. Clip Inside Flush; Outside Drip Snap-on	20 ga. Clip Drip Profile Snap-on	20 ga. Clip Inside Flush; Outside Drip Snap-on	16 ga. Clip/ 20 ga. Riser Flush Face Snap-on	20 ga. Clip Flush or Drip Snap-on	20 ga. Cleat (Inside and Outside) Crimp-on
TESTED MAX WALL WIDTH	24" (.040"/24 ga.) 32" (.050"/.063"/22 ga.)	24"	16"	16"	24"*	N/A	24"
ANSI/SPRI/FM 4435/ES-1	X	X	X	X	X*		X
FM APPROVED	X		X		X*		X
MIAMI-DADE COUNTY	X		X		X*		X

\* Single Cantilever Version Only

# ROOFER'S EDGE COPING



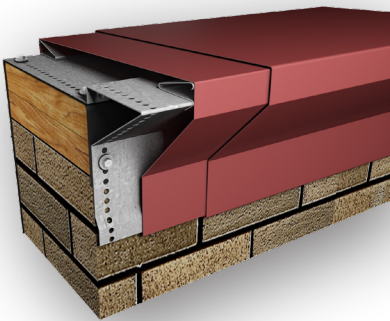
Great Quality at a Price That Fits Your Budget

Roofer's Edge Coping is a great alternative to shop-fabricated coping – economically priced, yet made to exacting standards.

## ROOFER'S EDGE ADVANTAGES

- 10 Year, 90 MPH Wind Warranty
- Versions: Tapered, Flat, Existing Slope
- Cover Materials: 24 ga., or 22 ga. Steel and .040", .050", or .063" Aluminum
- ANSI/SPRI/FM 4435/ES-1 tested

# CREATIVE DESIGN SERIES



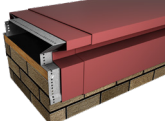





Design-Friendly Options to Match Your Building

Developed for the needs of design professionals, the Creative Design Series is perfect for any commercial building. These unique products inspire the imagination and complement your vision for high-profile building projects.

## CDS COPING ADVANTAGES

- 20 Year, 120 MPH Wind Warranty
- Versions: Box Face, Bullnose, Cornice, Leak-Tite, Shadowline, Stone-Look
- Available in a variety of materials and colors to match your unique design

PRODUCT						
VERSIONS	BOX FACE	BULLNOSE	SHADOWLINE	CORNICE	LEAK-TITE	STONE-LOOK
SIZES	Outside Face: 4.5" - 12" Inside Face: 2.25" - 6" Wall Size: 5" - 24"	Outside Face: 4.5" - 12" Inside Face: 2.25" - 6" Wall Size: 4" - 24"	Outside Face: 7.75" - 12" Inside Face: 6.5" - 10" Wall Size*: 7.25" - 24"	Outside Face: 7" - 12" Inside Face: 2.25" - 6" Wall Size: 5" - 24"	Outside Face: 3" - 12" Inside Face: 2.25" - 4" Wall Size**: 3.5" - 39.875"	Outside Face: 3.5" - 12" Inside Face: 2.25" - 6" Wall Size***: 5" - 32"
COVER MATERIALS	24 ga., 22 ga. Steel .040", .050", .063" Aluminum	22 ga. Steel .050", .063" Aluminum	22 ga. Steel .050", .063" Aluminum	22 ga. Steel .050", .063" Aluminum	24 ga., 22 ga. Steel .040", .050", .063" Aluminum	22 ga. Steel .050", .063" Aluminum

\*ANSI/SPRI/FM 4435/ES-1 Tested Up to 16" Wall

\*\*ANSI/SPRI/FM 4435/ES-1 Tested and FM/Miami-Dade Approved Up to 16" Wall

\*\*\*ANSI/SPRI/FM 4435/ES-1 Tested and FM/Miami-Dade Approved Up to 32" Wall



# WATER CONTROL







## Superior Roof Drainage with an Attractive Appearance

Unique design, superior roof drainage, and attractive appearance make Hickman Wind Resistant Gutters and downspouts stand out from the crowd. Hickman Wind Resistant Gutters are specifically engineered and tested to meet the requirements of the ANSI/SPRI GT-1 Standard for Gutter Systems Used with Low-Slope Roofs. The design incorporates a 1" wide extruded internal gutter hanger for strength and support. It also reduces the torque of the metal with expansion and contraction in temperature changes.

### WATER CONTROL ADVANTAGES

- Includes manufacturer's wind warranty
- ANSI/SPRI/GT-1 tested to comply with International Building Code (Wind Resistant Gutters ONLY)
- Pre-punched fastening holes ensure correct fastener placement and spacing
- Prefabricated miters, fasteners, and accessories ensure proper fit and eliminates field fabrication

PRODUCT LINE	 <b>WIND RESISTANT GUTTER*</b>	 <b>OTHER GUTTERS</b>	 <b>DOWNSPOUTS</b>	 <b>OTHER DOWNSPOUTS</b>
VERSIONS	<ul style="list-style-type: none"> <li>• Offset</li> <li>• Chamfer</li> <li>• Box</li> </ul>	<ul style="list-style-type: none"> <li>• Half Round</li> <li>• K-Style</li> </ul>	<ul style="list-style-type: none"> <li>• Box</li> <li>• Open Face</li> </ul>	<ul style="list-style-type: none"> <li>• Round</li> <li>• Corrugated</li> </ul>
MATERIALS	24 ga. 22 ga. .040", .050", .063"	24 ga. 22 ga. .032", .040", .050"	24 ga. 22 ga. .040", .050", .063"	24 ga. 22 ga. .032", .040", .050"
WIND WARRANTY	30 Year, 160 MPH	10 Year, 90 MPH	5 Year Workmanship	5 Year Workmanship
ANSI/SPRI GT-1	<b>X</b>		N/A	N/A
FM APPROVED	<b>X</b>		N/A	N/A
MIAMI-DADE COUNTY	<b>X</b>		N/A	N/A

\* Gutters are available in 10"-13", but do not have any testing, approvals, or wind warranty.

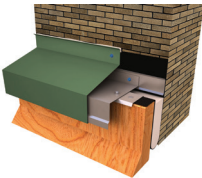


### OTHER WATER CONTROL PRODUCTS:

- Scuppers and Conductor Heads
- Flow-Thru Drain Bar
- Eco-Edge Drain Bar
- Eco-Edge Inspection Chamber




# ACCESSORIES

## High-Quality Products to Complete Your Roofing Projects

Designed to provide long-lasting performance, Hickman’s accessories supply the flexibility to fit any project. Easy to install, our accessories are effective as a complement to our other product lines or as a stand-alone application. Each product comes with a 5-year workmanship warranty and offers the performance and consistency you and your customers rely on.











PRODUCT LINE	 PERMASPAN EXPANSION JOINTS	 REGLETS	 T-BAR
VERSIONS	<ul style="list-style-type: none"><li>• Roof to Wall</li><li>• Roof to Roof</li><li>• Roof to Wall (3-Axis)</li><li>• Roof to Roof (3-Axis)</li></ul>	<p><b>1 piece</b></p> <ul style="list-style-type: none"><li>• In-Wall Surface Mount</li><li>• Surface Mount</li></ul> <p><b>2 pieces</b></p> <ul style="list-style-type: none"><li>• In-Wall Drive-Lock</li><li>• Drive-Lock</li><li>• Thru-Wall</li></ul>	<ul style="list-style-type: none"><li>• T-Bar Fascia</li><li>• Extruded</li><li>• Formed</li><li>• Paver</li></ul>

PRODUCT LINE	 DRAIN BAR	 WATER DRAINAGE	 OTHER
VERSIONS	<ul style="list-style-type: none"><li>• Flow-Thru</li><li>• Eco-Edge</li></ul>	<ul style="list-style-type: none"><li>• Thru-Wall Scupper</li><li>• Conductor Heads</li><li>• Thru-Wall Scuppers w/ Conductor Head</li><li>• Eco-Edge Inspection Chamber</li></ul>	<ul style="list-style-type: none"><li>• Ledge Cap (shown)<ul style="list-style-type: none"><li>• Soffit Cleat</li></ul></li><li>• Lightning Rod Brackets<ul style="list-style-type: none"><li>• Extender</li></ul></li><li>• Extender with Offset</li></ul>












Express Colors\*

				
Almond	Bone White	Cityscape	Clear Anodized	Dark Bronze
				
Medium Bronze	Sandstone	Sierra Tan	Slate Gray	Stone White

Standard Colors

				
Cardinal (Regal) Red	Charcoal (Charcoal Gray)	Colonial Red	Evergreen	Forest (Sherwood) Green
				
Granite	Hartford Green	Hemlock Green	Hunter Green	Interstate (Regal) Blue
				
Mansard Brown	Matte Black ▲	Glossy Black ▲	Midnight (Extra Dark) Bronze	Musket Gray
				
Patina Green ▲	Sky (Military) Blue	Slate Blue	Terra Cotta	

Premium Colors

				
Aged Copper	Award Blue	Champagne (Metallic)	(Classic) Copper Penny	Sand Stone ■★
				
Silver (Metallic)	Silversmith	Weathered Zinc	Zinc	

\* = Also in Mill Finish  
■ = Post-Painted  
▲ = Must Specify Supplier  
★ = Available in 3 Other Stone Colors

Our colors are deep, rich and true. Made of Valspar's Fluropon® High Performance Hylar 5000®/Kynar 500® finish, they offer the ultimate in resistance against fading and weathering. Custom colors are also available.

# THE INDUSTRY'S BEST WARRANTIES

## Guaranteeing the Safety of Our Customers, Friends, & Family

Because every Hickman product is carefully designed, fabricated, and tested, we stand by our quality with industry leading wind and performance warranties. Hickman warranties are for replacement or repair of any portion of the system that has failed due to a defect in Hickman supplied materials. Covers the roof edge for the number of years listed on the roof on which it was originally installed.

PRODUCT LINE	LIFETIME, 215 MPH	30 YEAR, 160 MPH	20 YEAR, 120 MPH	10 YEAR, 90 MPH	KYNAR 500® PAINT	5 YEAR WORKMANSHIP
<b>ACCESSORIES</b>					X	X
<b>CREATIVE DESIGN FASCIA AND COPING</b>			X		X	X
<b>DRIP EDGE FASCIA</b> (Kynar or PVC/TPO Coated)				X	X	X
<b>ECONOSNAP and ECONOCRIMP FASCIA</b>			X		X	X
<b>ELIMINAILER-T AND EDGEBOX RI</b>	X					X
<b>GRAVEL STOP FASCIA</b>				X	X	X
<b>HALF ROUND AND K-STYLE GUTTER</b>				X	X	X
<b>MBED-B FASCIA</b>				X	X	X
<b>PERMASNAP COPING</b> (All Except PermaSnap Premier Plus)			X		X	X
<b>PERMASNAP PREMIER PLUS COPING</b>	X				X	X
<b>PERMASPAN EXPANSION JOINTS</b>			X		X	X
<b>ROOFER'S EDGE COPING</b>				X	X	X
<b>SAFEGUARD NP FASCIA</b>			X		X	X
<b>TERMINEDGE EX, XT, HG</b> (Fascia and Drip Edge)	X				X	X
<b>TERMINEDGE AND TERMINEDGE ONE FASCIA</b>			X		X	X
<b>WIND RESISTANT GUTTER</b>		X			X	X

\*All products listed above include a Kynar® Paint Warranty. Custom post-coated Kynar 500® colors are available with an included 10 year Kynar 500® finish warranty or a 20 year Kynar 500® finish warranty is available upon request.



**Cutting edge design made easy.**



# HICKMAN

an MTL company

**Hickman Edge Systems**  
**4 Commerce Way**  
**Arden, NC 28704**

**[www.hickmanedgesystems.com](http://www.hickmanedgesystems.com)**  
**[info@hickmanedgesystems.com](mailto:info@hickmanedgesystems.com)**  
**826-676-1700**

